


# HJT

## Double Glass Bifacial


# 700~730W


SN(700~730W)-132MHBS **18BB** >


**Mono MBB N-type** large size half cut module





### KEY FEATURES

- 

**Excellent power generation performance**  
Advanced technology, maximum efficiency 23.5% Bifacial cell, additional 5%-30% more yield.
- 

**HJT-18BB Technology**  
Shorter current transport path, better low-light performance, and higher power generation.
- 

**Excellent Temperature Coefficient**  
Lower operating temperature and temperature coefficient increases the power output.
- 

**Long-Term Reliability**  
Module certified to withstand extreme wind (2400 Pascal) and snow loads (5400 Pascal).
- 

**Full Scenarios Coverage**  
Suitable for all scenarios, especially C&I, residential, and utility applications, lower BOS cost, lower LCOE.

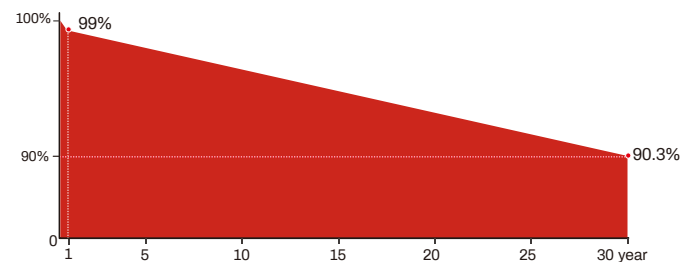
### CERTIFICATION

IEC61215 | IEC61730 | IEC 61701 | CE | INMETRO  
 ISO 9001  
 2015 Quality Management System  
 ISO 14001  
 2015 Environmental Management System  
 ISO45001  
 2018 Occupational Health and Safety Management System



### INDUSTRY LEADING WARRANTY

- 15 years** Guarantee on product material and workmanship
- 30 years** Linear power output warranty



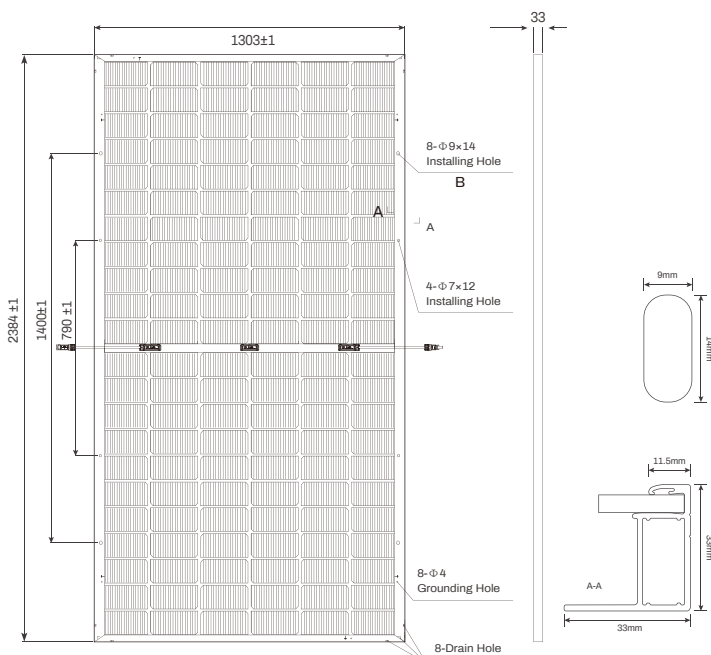
# SN(700~730W)-132MHBS

Weight  
**37kg**

Number of Cells  
**132pcs(22x6)**

Module Size  
**2384x1303x33mm**

Packing  
**34pcs/pallet, 612pcs/40HQ**



## MECHANICAL SPECIFICATIONS

Solar Cell Type	210x210mm
Glass	Dual glass, 2.0mm coated tempered glass
Frame	Silver Anodized Aluminium Alloy
Junction Box	IP68
No. of Diodes	3pcs
Output Cable	4.0mm <sup>2</sup> 400/400mm (custimized available)
Connector	MC4 Compatible (MC4 Original optional)
Wind/Snow Load	2400pa/5400pa

## TEMPERATURE COEFFICIENT

Nominal Operating Cell Temp(NOCT)	45±2 C
Temperature Coefficient of ISC	+0.04%/ C
Temperature Coefficient of VOC	-0.22%/ C
Temperature Coefficient of Pmax	-0.24%/ C
Operational Temperature	-40 C ~ +85 C
Maximum System Voltage	1500V DC(IEC)
Maximum Series Fuse Rating	30A
Fire Rating	Class C
Protection Class	Class II

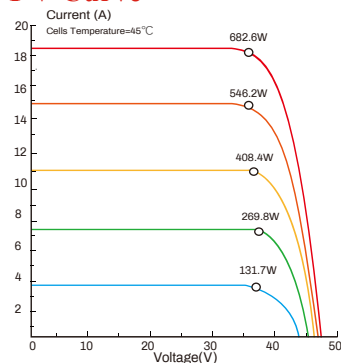
## STC — Electrical Characteristics

Test conditions	STC	NOCT	STC	NOCT	STC	NOCT	STC	NOCT	STC	NOCT	STC	NOCT	STC	NOCT
Maximum Power -Pmax(W)	700	534	705W	538W	710	542	715	545	720W	549	725	553	730	557
Maximum Power Voltage-Vmp(V)	42.59	39.90	42.68	40.00	42.77	40.07	42.86	40.14	42.94	40.23	43.02	40.32	43.10	40.41
Maximum Power Current-Imp(A)	16.43	13.39	16.52	13.46	16.61	13.53	16.70	13.60	16.78	13.67	16.86	13.73	16.94	13.79
Open Circuit Voltage -Voc(V)	50.60	47.50	50.70	47.60	50.80	47.69	50.90	47.79	51.00	47.88	51.10	47.98	51.20	48.08
Short Circuit Current-Isc(A)	17.48	14.23	17.57	14.31	17.66	14.38	17.75	14.45	17.84	14.52	17.93	14.59	18.02	14.67
Module Efficiency(STC) -ηm(%)	22.53		22.70		22.87		23.04		23.18		23.35		23.50	
Power output tolerance(W)	±3%													
STC:AM:1.5, front:1000W/m <sup>2</sup> , 25°C. NOCT:AM:1.5, front:800W/m <sup>2</sup> , Wind Speed:1m/s, 20°C														

## BNPI — Electrical Characteristics

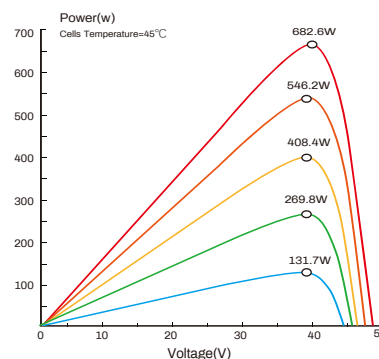
Maximum Power -Pmax(W)	766W	772W	778W	783W	788W	794W	799W
Maximum Power Voltage-Vmp(V)	43.70	43.80	43.89	43.97	44.06	44.15	44.24
Maximum Power Current-Imp(A)	17.54	17.64	17.73	17.81	17.90	17.99	18.08
Open Circuit Voltage -Voc(V)	50.60	50.70	50.80	50.90	51.00	51.10	51.20
Short Circuit Current-Isc(A)	19.22	19.31	19.40	19.49	19.58	19.67	19.75
Module Efficiency(STC) -ηm(%)	24.66	24.84	25.03	25.22	25.37	25.56	25.73
BNPI: AM:1.5, front:1000W/m <sup>2</sup> , rear: 135W/m <sup>2</sup> , 25°C.							

## I-V Curve



Current-Voltage Curve(SN720-132MHBS)

- 1000W/m<sup>2</sup>
- 800W/m<sup>2</sup>
- 600W/m<sup>2</sup>
- 400W/m<sup>2</sup>
- 200W/m<sup>2</sup>



Power-Voltage Curve(SN720-132MHBS)

- 1000W/m<sup>2</sup>
- 800W/m<sup>2</sup>
- 600W/m<sup>2</sup>
- 400W/m<sup>2</sup>
- 200W/m<sup>2</sup>