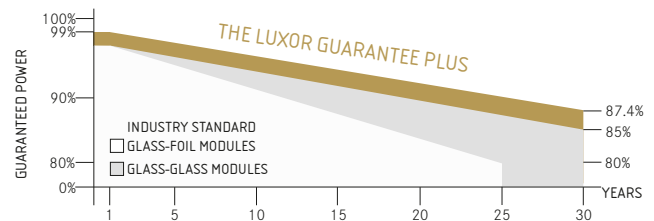


- + POWERFUL N-TYPE TOPCON CELLS
- + DOUBLE GLASS: HIGHER MECHANICAL AND THERMAL STABILITY
- + BIFACIAL: DOUBLE-SIDED POWER GENERATION FOR MORE YIELD
- + REDUCTION OF BALANCE-OF-SYSTEM-COSTS THROUGH HIGHER PERFORMANCE PER MODULE
- + ECONOMICAL AND ROBUST MODULE DESIGN



linear performance guarantee¹



ECO LINE CLASSIC 455-475W TOPCON BLACK WHITE

GLASS-GLASS, BIFACIAL, 1762MM X 1134MM



Longlife tested



Power proofed



Safety provided




Selection of components



Back glass



Performance surplus of 0 Wp to 6.49 Wp



Higher heat dispensing



PID free
LID Free



German warrantor

ECO LINE CLASSIC 455-475W

TOPCON, GLASS-GLASS, BIFACIAL, BW, 182R-96+

Module type LX - XXXM/182R-96+ GG | XXX = Rated power Pmpp

Electrical data at STC

Rated power Pmpp [Wp]	455.00	460.00	465.00	470.00	475.00
Pmpp range to	461.49	466.49	471.49	476.49	481.49
Rated current Imp [A]	15.27	15.37	15.46	15.55	15.64
Rated voltage Vmpp [V]	29.82	29.96	30.10	30.24	30.39
Short-circuit current Isc [A]	16.14	16.25	16.34	16.44	16.53
Open-circuit voltage Uoc [V]	36.10	36.27	36.44	36.61	36.79
Efficiency at STC up to	23.10%	23.35%	23.60%	23.85%	24.10%
Efficiency at 200 W/m ²	22.55%	22.80%	23.04%	23.28%	23.54%

Electrical data at NOCT

Power at Pmpp [Wp]	342.89	346.66	350.42	354.19	357.96
Rated current Imp [A]	12.33	12.41	12.48	12.55	12.62
Rated voltage Vmpp [V]	27.81	27.93	28.08	28.22	28.36
Short-circuit current Isc [A]	13.03	13.12	13.19	13.27	13.34
Open-circuit voltage Uoc [V]	33.32	33.49	33.66	33.82	34.00

Specification as per STC (Standard test conditions): irradiance 1000 W/m² | module temperature 25°C | Air Mass = 1.5
 NOCT (nominal operating cell temperature): irradiance 800 W/m² | wind speed 1 m/sec | ambient temperature 20°C |
 cell operating temperature 45 +/- 2°C | Air Mass = 1.5

Electrical data at BNPI

Rated power Pmpp [Wp]	455.00	460.00	465.00	470.00	475.00
Maximum Rated power Pmpp [Wp]	504.14	509.68	515.22	520.76	526.30
Rated current Imp [A]	16.92	17.03	17.13	17.23	17.33
Rated voltage Vmpp [V]	29.80	29.93	30.08	30.23	30.37
Short-circuit current Isc [A]	17.88	18.01	18.10	18.22	18.32
Open-circuit voltage Uoc [V]	36.14	36.31	36.48	36.65	36.83

Specifications as per BNPI (Bifacial Nameplate Irradiance): irradiance front 1000 W/m² | rear 135 W/m² | Temperature 25°C | Air Mass 1.5

Limiting values

Max. system voltage max. return current	1500 V 30 A
Safety class Fire safety class	II C (IEC 61730)
Operating temperature	-40 up to 85°C
Max. tested pressure/tensile load ²	5400 Pa / 2400 Pa

Temperature coefficient

Temperature coefficient [U] [I] [P]	-0.25 %/°C 0.045 %/°C -0.29 %/°C
---	--------------------------------------

Specifications

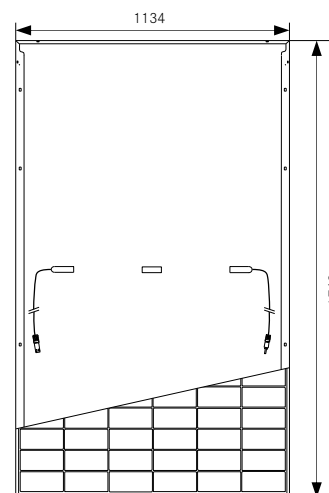
Cells (matrix) Wafer Type	96 (6x16) M10 N-Type TOPCon
Module dimensions (L x B x H) ³ Weight	1762 mm x 1134 mm x 30 mm 23.7 kg
Bifaciality factor ⁵	Up to 80%
Front side	2.0 mm semi tempered anti-reflection solar glass
Back side	2.0 mm semi tempered solar glass, white mesh
Frame	Stable anodised aluminium frame
Embedding material	POE / EVA
Junction Box Diodes	At least IP67 3 Schottky Diodes
Cable	Symmetrical cable lengths > 1.1 m, 4 mm ² solar cable
Connectors	MC4 Connectable
Hail test (max. hailstorm)	∅ 25 mm impact velocity 23 m/s ± 83 km/h

The specifications and average values can vary slightly. Relevant is the corresponding data of the individual measurement.
 Specifications are subject to change without notice. Tolerance depending on equipment: rated power +/- 3%, other values +/- 10%.
 All information given in this data sheet corresponds to DIN EN 50380. A potential light-induced degradation of the power after commissioning is not considered here. Further information in the installation manuals.

- The specific warranty conditions are given under www.luxor.solar/downloads.html
- Horizontal mounted (IEC61215), for details please check mounting instruction
- Tolerance L/W = +/- 3 mm, H +/- 2 mm, the dimensions given in the order confirmation will be decisive
- Location and dimensions of holes on request
- N-Type TOPCon Bifaciality factor 77 +/- 3 %

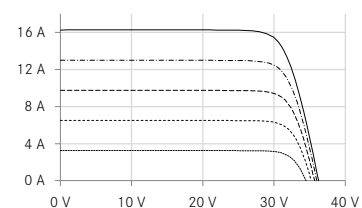
Your specialised Luxor partner

Back - / Frontview ^{3, 4}

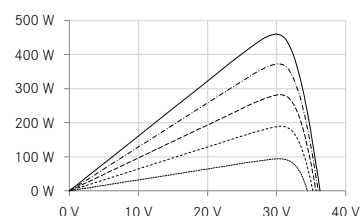


Electrical characteristics

UI-diagram e.g. 460 Wp



UP-diagram e.g. 460 Wp



----- 200W/m²
 400W/m²
 - - - - 600W/m²
 - . . . 800W/m²
 _____ 1000W/m²



Guidelines:
 93/68/EEC
 2014/35/EU, (LVD)
 2014/30/EU, (EMC)

The validity of the certificates/listings for a specific country has to be examined under:
www.luxor.solar/downloads.html