

SL45-60_{MAI·MCI}

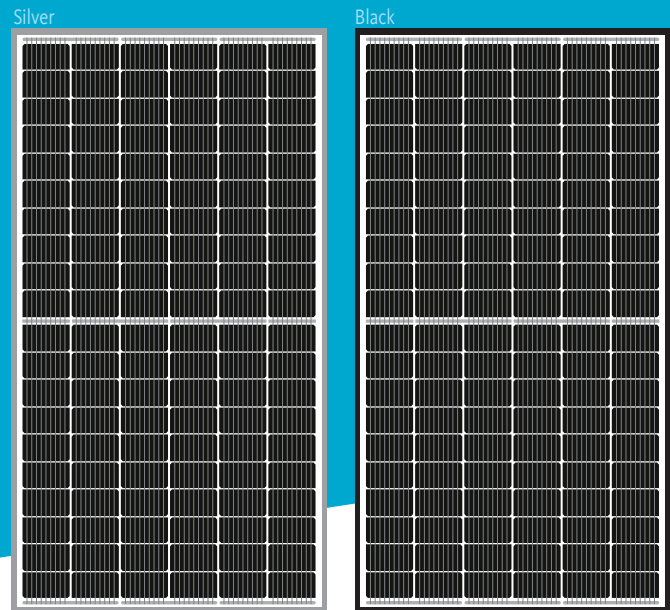
360~375W

HALF-CUT / MBB Series

1,500V Monocrystalline PV Module

CERTIFICATIONS

IEC 61215, 61730 / UL 61730
 ISO 9001 : Quality Management System
 ISO 14001 : Environmental Management System
 ISO 45001 : Occupational Health & Safety System



FEATURES



Enhanced External Load/Impact

Snow Load : 5,400 Pa
 Wind Load : 2,400 Pa



PID Resistance

Enhanced Potential Induced Degradation Resistance



Fire Safety

Spread of Flame Class A
 Burning Brand Class C



Higher output power

0~+5Wp,
 Higher than rated power



Excellent performance under low light conditions

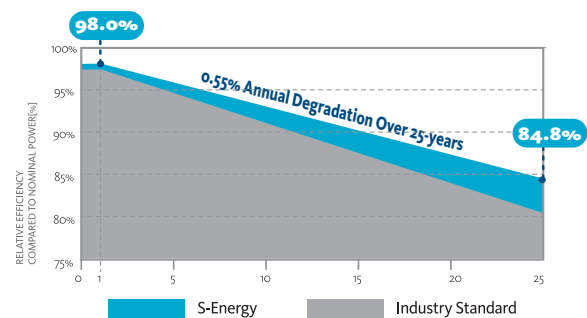
Cloudy days, mornings and evenings



WARRANTY

12 -YEARS PRODUCT WARRANTY

25 -YEARS LINEAR PERFORMANCE WARRANTY



S-Energy Co., Ltd.

S-Energy America
 (SEAI America, Inc.)

S-Energy Chile
 (S-Energy Chile SpA)

S-Energy Japan_{Osaka} Headquarters
 (S-Energy Japan Co., Ltd.)

S-Energy Japan_{Tokyo} Branch
 (S-Energy Japan Co., Ltd.)

A 20 PanGyoYeok-Ro 241BeonGil, BunDang-Gu, SeongNam-Si, GyeongGi-Do, Korea (3F MiraeAsset Tower)
 T +82-70-4339-7100 F +82-70-4339-7199 E inquiry@s-energy.com

A 1170 North Gilbert Street, Anaheim, CA 92801, U.S.A.
 T +1-949-281-7897 F +1-949-281-7893 E sales.us@s-energy.com

A Av. Cerro El Plomo N°5420, Office 402, Las Condes, Santiago, Chile
 T +56-22-604-8111 E sales.cl@s-energy.com

A 6F Hoshiwa City Building, 4-2-15 Kutaro-cho, Chuo-ku, Osaka, Japan
 T +81-6-4703-5388 F +81-6-4703-5387 E sales_jp@s-energy.com

A 6F Nishikicho BLDG., 1-8-11 Kandanishiki-cho, Chiyoda-ku, Tokyo, Japan
 T +81-3-6261-3759 F +81-3-6261-3769 E sales_jp@s-energy.com

Homepage

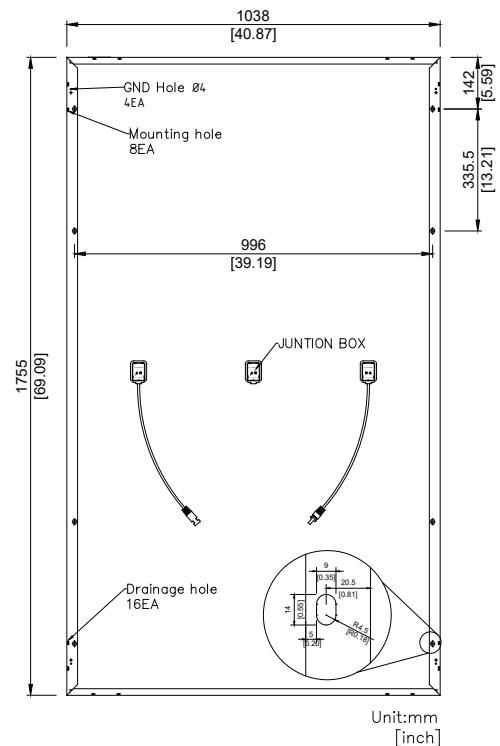


ELECTRICAL CHARACTERISTICS

STC (Irradiance 1,000W/m ² , module temperature 25°C, AM=1.5)	SL45-60MAI/MCI-360Z	SL45-60MAI/MCI-365Z	SL45-60MAI/MCI-370Z	SL45-60MAI/MCI-375Z
Rated Power (Pmax)	360W	365W	370W	375W
Voltage at Pmax (Vmp)	33.80V	34.00V	34.20V	34.40V
Current at Pmax (Imp)	10.66A	10.74A	10.82A	10.91A
Warranted Minimum Pmax	360W	365W	370W	375W
Short-Circuit Current (Isc)	11.24A	11.33A	11.42A	11.51A
Open-Circuit Voltage (Voc)	40.60V	40.80V	41.00V	41.20V
Module Efficiency	19.76%	20.04%	20.31%	20.59%
Operating Module Temperature	-40°C to + 85°C			
Maximum System Voltage	1,500V			
Maximum Fuse Rated Current	20A			
Maximum Reverse Current	27A			
Power Tolerance	0 ~ +5W			

MECHANICAL CHARACTERISTICS

Solar Cells	Monocrystalline Cells 166x83mm
Number of Cells	60 Half Cells (6x20 Matrix)
Dimensions	1,755 x 1,038 x 35mm
Front Load	5,400Pa
Rear Load	2,400Pa
Weight	20.5kg
Glass	3.2mm High-Transmittance Low Iron Tempered Glass
Frame	Anodized Aluminum Frame (Silver/Black)
J-Box	IP68 with 3 bypass diodes
Output Cables	PV Wire, 12AWG (4mm ²), Cable Length : 350mm * cable length can be customized
Connectors	MC4 Compatible

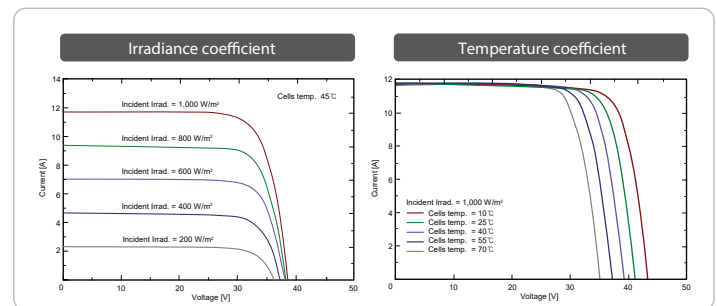


TEMPERATURE CHARACTERISTICS

Temperature coefficient of Isc	0.050 % / °C
Temperature coefficient of Voc	-0.290 % / °C
Temperature coefficient of power	-0.360 % / °C
NMOT (Tair 20°C ; Irradiance 800W/m ² ; Wind 1m/s)	44±2 °C

PACKING CONFIGURATION

Container	20'	40'
Modules Per Pallet	31pcs	31pcs
Pallets Per Container	12pallets	26pallets
Modules Per Container	372pcs	806pcs



REMARKS

- Pmax measurement tolerance : ±2.5%
- S-Energy uses triple A class simulator.
- Specification subject to change without prior notice.
- S-Energy reserves the rights of final interpretation.

NOTES

Installation instruction supplied with the module must be duly followed. For further information which is not mentioned on installation guides or directions, please contact to our technical service department.
• E-mail : Inquiry@s-energy.com