


TOPCon 191.6R1S

605-625W

STM-605-625/144-R1S

Higher power output **23.1%** up to



Double-sided cell technology

PID Resistance



Low-light Performance



Severe Weather Resilience



Durability Against Extreme Environmental Conditions



Double-sided power generation

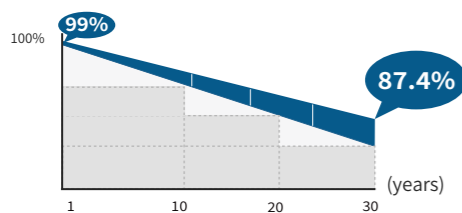


12
YEARS

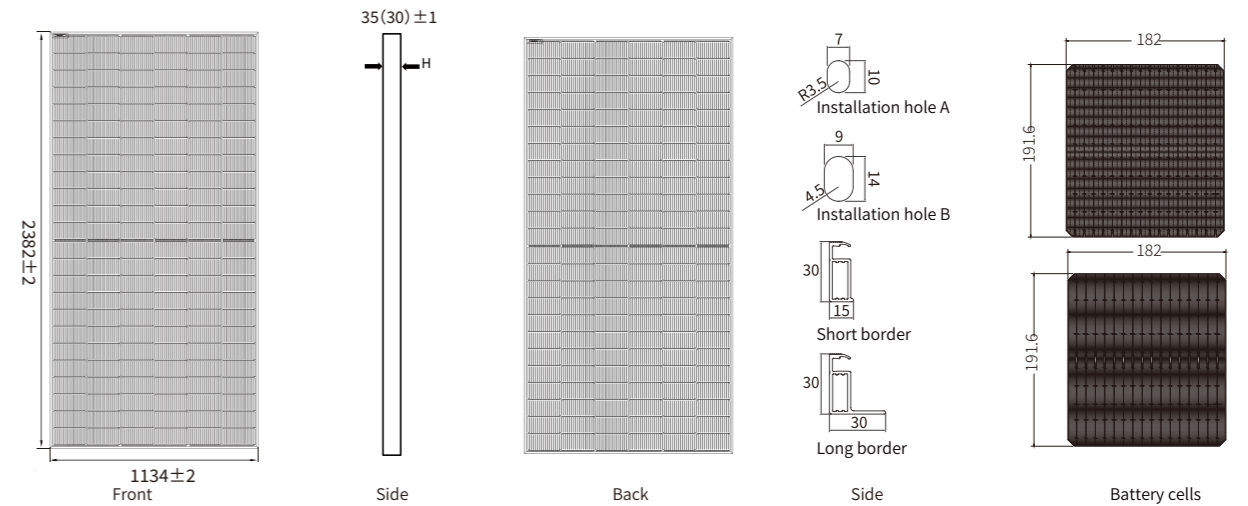
12-year Warranty for Materials and Processing

30
YEARS

30-year Warranty for Extra Linear Power Output



ISO 9001:2015
ISO 14001:2015
ISO 45001:2018
GB/T 29490-2013



Remark: customized frame color and cable length available upon request

Packaging(pcs/40HQ container)	13 meter semi hanging	Dimensions	Weight
31/620pcs 37/740pcs	31/620pcs 37/740pcs	2382x1134x35(30)mm	33.6kg±3%

MECHANICAL SPECIFICATION		OPERATING PARAMETERS	
Cell	N-type mono-crystalline	Maximum System Voltage	1500VDC
No.of cells	144(6x24)	Operating Temperature	-40°C~+85°C
Cable Length	300mm(+)/300mm(-)	Maximum Series Fuse	25A
Cable Cross Section Size	4mm ² (IEC)	Maximum StaticLoad,Front	5400Pa(112lb/ft ²)
Junction Box	IP68,3 diodes	Maximum StaticLoad,Back	2400Pa(50lb/ft ²)
Connector	MC4 Compatible	Safety Class	Class II
STC:AM1.5 1000W/m ² 25°C NOCT:AM1.5 800W/m ² 20°C 1m/s		Test Uncertainty for Pmax ±3%	

Module Type	STM-605/144-R1S		STM-610/144-R1S		STM-615/144-R1S		STM-620/144-R1S		STM-625/144-R1S	
	STC	NOCT	STC	NOCT	STC	NOCT	STC	NOCT	STC	NOCT
Maximum Power(Pmax/W)	605	459	610	462	615	466	620	470	625	474
Open Circuit Voltage(Voc/V)	52.34	49.72	52.49	49.87	52.64	50.01	52.79	50.15	52.94	50.29
Short Circuit Current(Isc/A)	14.61	11.79	14.67	11.84	14.73	11.89	14.79	11.94	14.85	11.99
Voltage at Maximum Power(Vmp/V)	44.01	41.68	44.18	41.86	44.35	42.03	44.51	42.20	44.68	42.37
Current at Maximum Power(Imp/A)	13.75	11.00	13.81	11.05	13.87	11.09	13.93	11.14	13.99	11.18
Module Efficiency(%)	22.40		22.60		22.80		23.00		23.10	

TEMPERATURE RATINGS		POWER OUTPUT OF THE FRONT AND REAR SIDE					
Normal Operating Cell Temperature(NOCT)	45±2°C	(REFERENCEDSPECIFICALLY TO 605WP FRONT)					
Temperature Coefficient of Isc	+0.045%/°C	Power Gain (%)	5%	10%	15%	20%	25%
Temperature Coefficient of Voc	-0.275%/°C	Maximum Power(Pmax/W)	635	665	695	726	756
Temperature Coefficient of Pmax	-0.350%/°C	Pmax Gain(%)	23.50%	24.60%	25.70%	26.90%	28.00%

I-V CURVE(STM-605-625/144-R1S)

